

XAV-AX8500

SERVICE MANUAL

DISCLAIMER: USE AT OWN RISK.

SONY AND ITS AFFILIATES ARE NOT LIABLE FOR ANY DAMAGE OR INJURY CAUSED TO ANY DIGITAL ELECTRONIC EQUIPMENT, PERSON, OR PROPERTY, WHICH OCCURS DUE TO USE OF THE TOOLS, PARTS, DOCUMENTATION, OR OTHER MATERIALS HEREIN PROVIDED, WHETHER FOR REPAIR, DIAGNOSIS, MAINTENANCE, MODIFICATION, OR OTHERWISE, INCLUDING BUT NOT LIMITED TO: ANY INDIRECT, INCIDENTAL, SPECIAL, OR CONSEQUENTIAL DAMAGES; ANY LOSS OF DATA, PRIVACY OR PROFITS; OR ANY INABILITY TO USE, OR REDUCED FUNCTIONALITY OF, THE DIGITAL ELECTRONIC EQUIPMENT. PLEASE READ ALL INSTRUCTIONS IN THIS MANUAL BEFORE PROCEEDING. PLEASE FOLLOW ALL STEPS IN THE ORDER IN WHICH THEY ARE DESCRIBED. IF YOU DO NOT HAVE ALL TOOLS AND PARTS AVAILABLE TO YOU, OR ARE NOT COMFORTABLE PERFORMING THE REPAIRS DESCRIBED HEREIN, DO NOT PROCEED. FAILURE TO FOLLOW THESE INSTRUCTIONS, OR USE THE PROPER TOOLS AND PARTS, MAY DAMAGE YOUR PRODUCT, LEAD TO PERSONAL INJURY OR CAUSE PROPERTY DAMAGE.

XAV-AX8500

SERVICE MANUAL

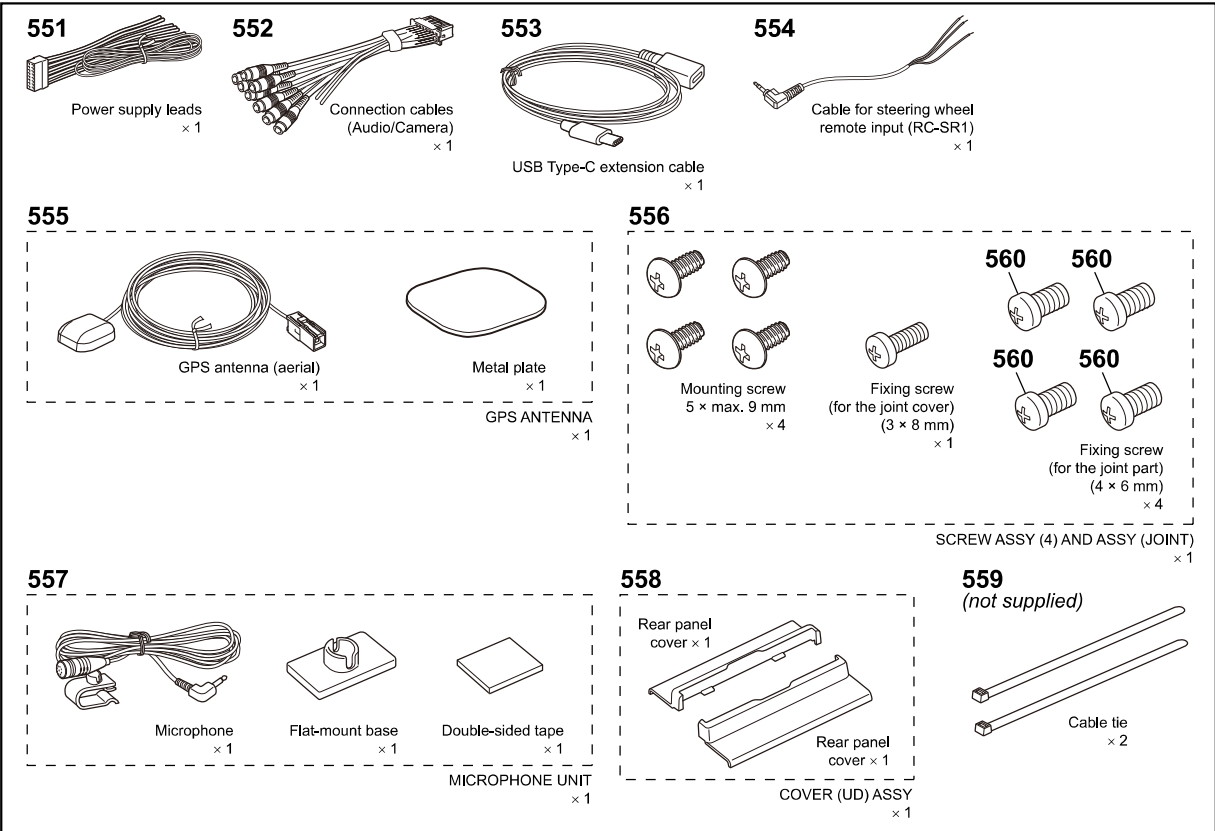
US Model

Note 1: Please refer to the page 3 for “MODEL IDENTIFICATION”.

- The service policy of this model is Product Exchange.
The following parts are available for service parts of this model.

PARTS LIST

Ref. No.	Part No.	Description	Remark	Ref. No.	Part No.	Description	Remark
	505013211	OPERATING INSTRUCTION (ENGLISH, FRENCH, SPANISH)		556	X50034771	SCREW ASSY (4) AND ASSY (JOINT) (Mounting screws (T-HEAD-M5.0 x 9.0 mm) (SILVER) (4 pieces), Fixing screw (for the joint cover) (P-HEAD-M3.0 x 8.0 mm) (BLACK) (1 piece), Fixing screws (for the joint part) (P-HEAD-M4.0 x 6.0 mm) (SILVER) (4 pieces)) (1 set)	
551	184698134	CONNECTION CABLE, AUTOMOBILE (Power supply leads)		557	185209723	MICROPHONE UNIT (Including Microphone, Flat-mount base, Double-sided tape)	
552	100761821	CORD WITH CONNECTOR (22PIN) (Connection cables (Audio/Camera))		558	X50019163	COVER (UD) ASSY (Rear panel cover)	(2 pieces, 1 set)
553	100762313	CABLE FOR AUTOMOBILE (USB C) (USB Type-C extension cable)		559	(Not supplied)	TIE WRAP (Cable tie)	
554	184879612	CABLE FOR AUTOMOBILE (RC-SR1) (Cable for steering wheel remote input (RC-SR1))		560	500804301	SCREW (P-HEAD-M4X6) (SILVER) (1 piece) (Fixing screw (for the joint part) (Included in Ref. No. 556)	
555	100734413	ANTENNA, GPS (Including GPS antenna (aerial), Metal plate)					



Note 2: The remote commander is prepared as service exclusive parts.
refer to “SERVICE EXCLUSIVE REMOTE COMMANDER” on page 3.

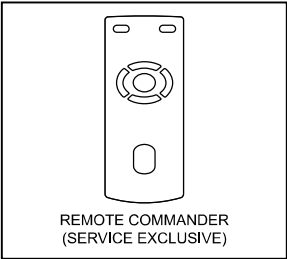
AV RECEIVER

XAV-AX8500

SERVICE EXCLUSIVE REMOTE COMMANDER

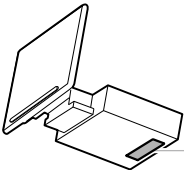
It is service exclusive remote commander for US.
If a customer using XAV-AX8500 needs a remote commander,
please use the remote commander below.
Note: XAV-AX8500 for US does not comes with a remote commander.

Part No.	Description
A5043049A	RM-X400 (UC) (SV) (with Label, Including Instruction manual)

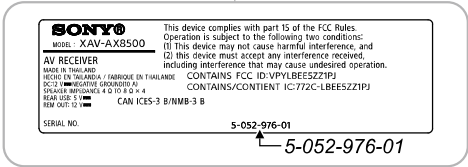


MODEL IDENTIFICATION

When identifying the destination, refer to the model number label stuck on the bottom side.
Note 1: The contents of the model number label might be changed in the midway of production.



– Bottom view –



Note 2: This model number label indicates that it is XAV-AX8500 for US.
If the model number label is other than this,
it is XAV-AX8500 with a destination other than US.